

Bond Issuance Presentation

March 2023

The logo for EUROXX SECURITIES S.A. is displayed on a blue square background. It features a white graphic of three lines radiating from a point at the top left, resembling a stylized sun or a signal. Below this graphic, the text "EUROXX" is written in a large, bold, white sans-serif font, and "SECURITIES S.A." is written in a smaller, white sans-serif font below it.

EUROXX
SECURITIES S.A.

Table of Contents



1

Bond Issuance Overview

2

Comparison

3

Charts

A

Appendix

Bond Issuance Overview

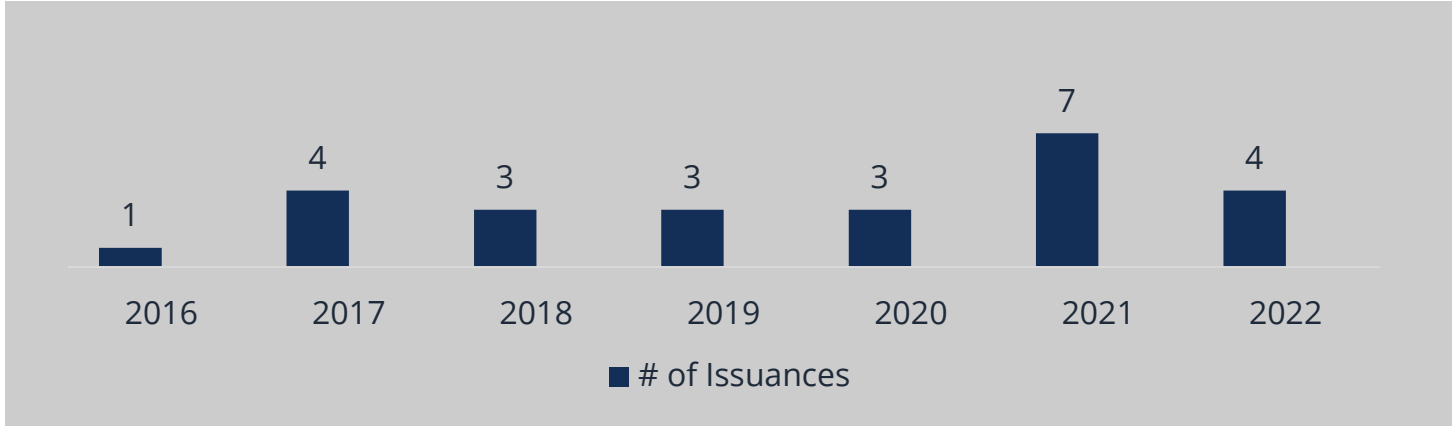
At a Glance

25 Bond Issuances

20 Still Trading

4 Early Redemption

1 Payoff

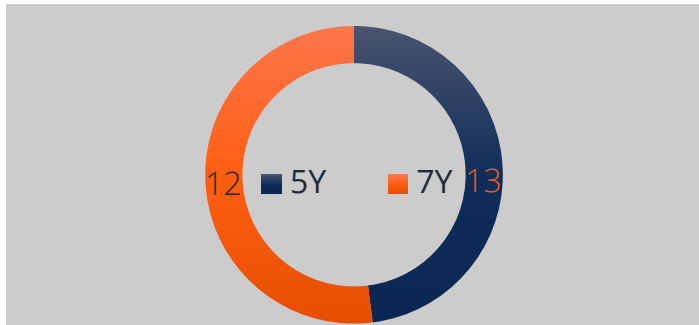


TOTAL FUNDS RAISED

€ 4,380,000,000

TENOR

Maximum: 7 years
 Minimum: 5 years



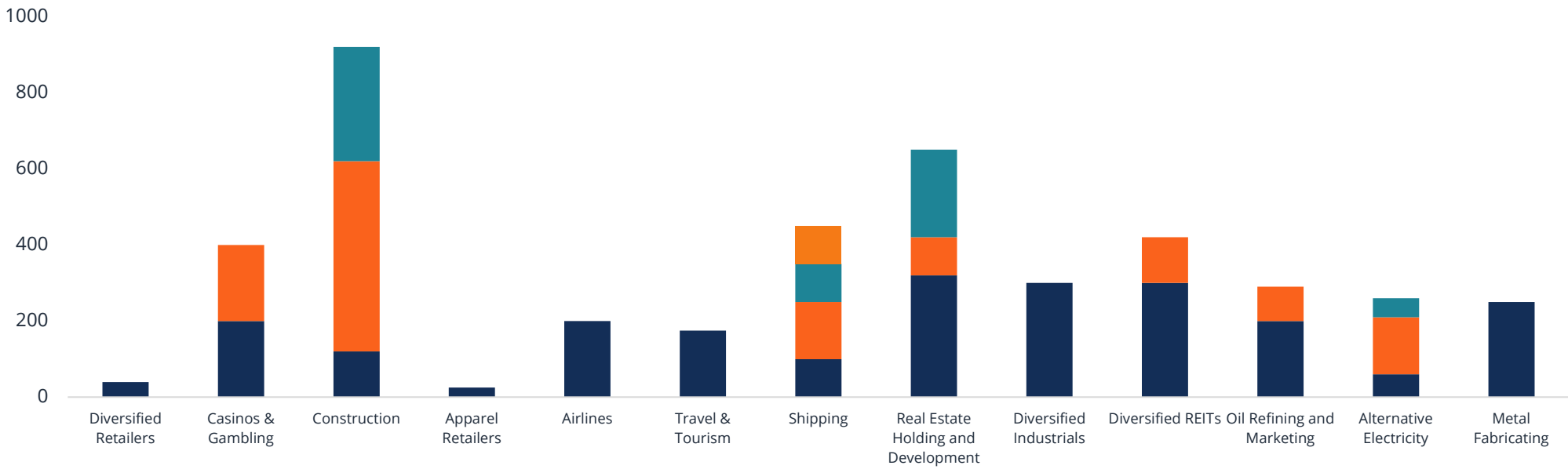
HISTORIC RATES

Maximum: 5.00%
 Minimum: 1.90%

Total Funds Raised

- The Real Estate Holding and Development, Construction and Shipping sectors have topped the charts in the domestic market
- Apparel and Diversified Retailers have maintained a lower profile, drawing the least amount of funds by a wide margin

Funds drawn per sector* (in €m)



* According to the ASE classification

Highest – Lowest Rankings



TOP – BOTTOM RATES

5.00%: Housemarket S.A. 2016 – 5Y

1.90%: Motor Oil (Hellas) Corinth Refineries S.A. 2021 – 7Y



EARLIEST REDEMPTION – 2 Years

3.85%: Terna Energy Finance S.A. 2017 – 5Y



PAYOFF

5.00%: Housemarket S.A. 2016 – 5Y



HIGHEST – LOWEST ISSUANCE AMOUNT

€500m: Gek Terna Holding Real Estate Construction S.A. emerged as the champion: 7Y – 2.75%

€25m: B&F Commercial & Garment Industries S.A. occupied the lowest spot on the list: 5Y – 4.95%

1

Bond Issuance
Overview

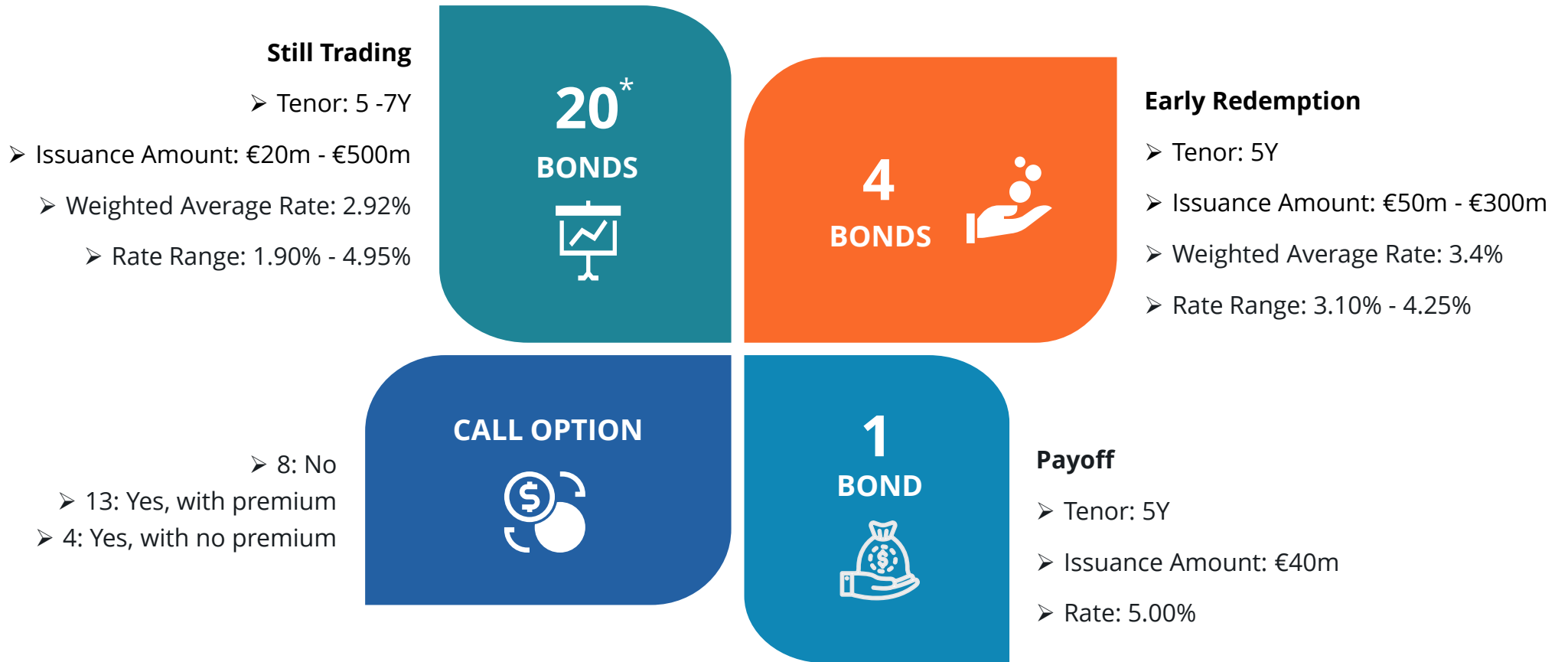
2

Comparison

3

Charts

25 Bond Issuances Listed on the Main Market



*B&F outstanding amount: €20.148m out of €25m.

1

Bond Issuance
Overview

2

Comparison

3

Charts

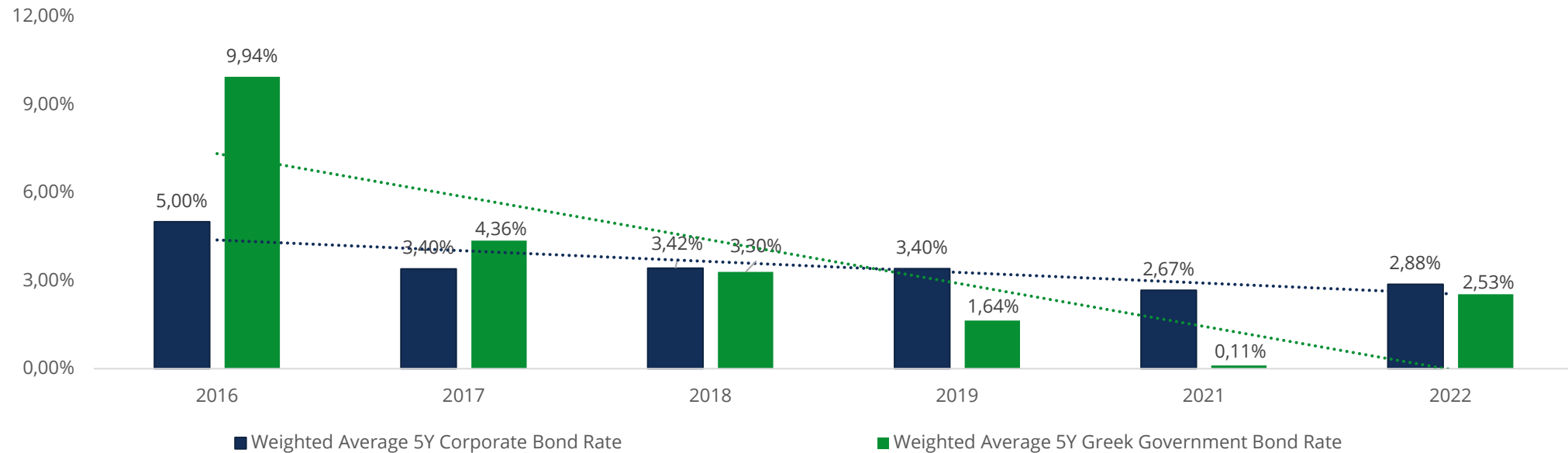
Comparison

Rate Comparison

Issuance Amount

- Corporate Bonds: €25m - €300m
- Government Bonds: €2.5b - €4.5b

5Y Bonds (New Issuances)



Sources: http://www.hcmc.gr/el_GR/web/portal/elib/deltia, <https://www.bankofgreece.gr/en/statistics/financial-markets-and-interest-rates/greek-government-securities?year=2022&order=asc&page=1>

1

Bond Issuance
Overview

2

Comparison

3

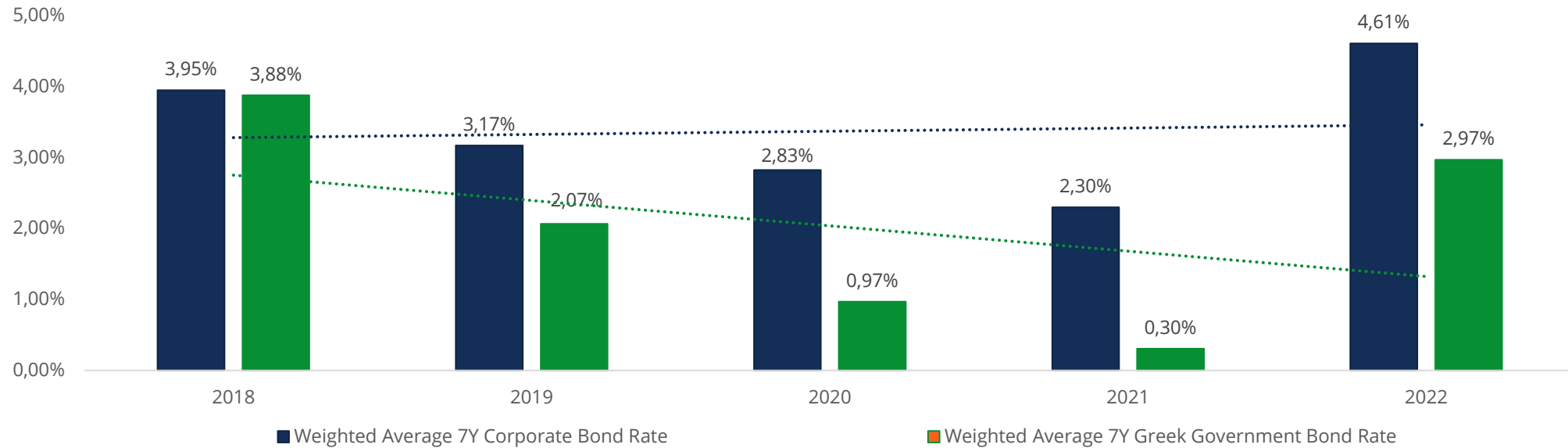
Charts

Rate Comparison

Issuance Amount

- Corporate Bonds: €100m - €500m
- Government Bonds: €2.1b - €5.9b

7Y Bonds (New Issuances)



Sources: http://www.hcmc.gr/el_GR/web/portal/elib/deltia, <https://www.bankofgreece.gr/en/statistics/financial-markets-and-interest-rates/greek-government-securities?year=2022&order=asc&page=1>

1

Bond Issuance
Overview

2

Comparison

3

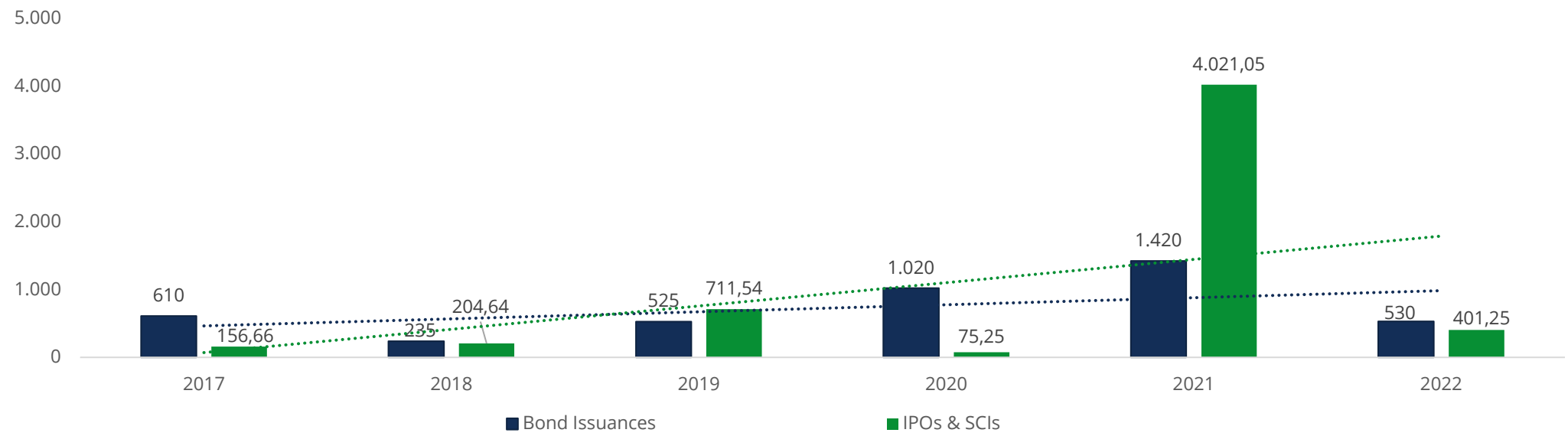
Charts

DCM vs ECM

- 40 SCIs & IPOs during the period under review
- 2021: The largest SCIs belonged to the Banking and Conventional Electricity sectors

Bond Issuances vs IPOs & SCIs

Amounts in €m



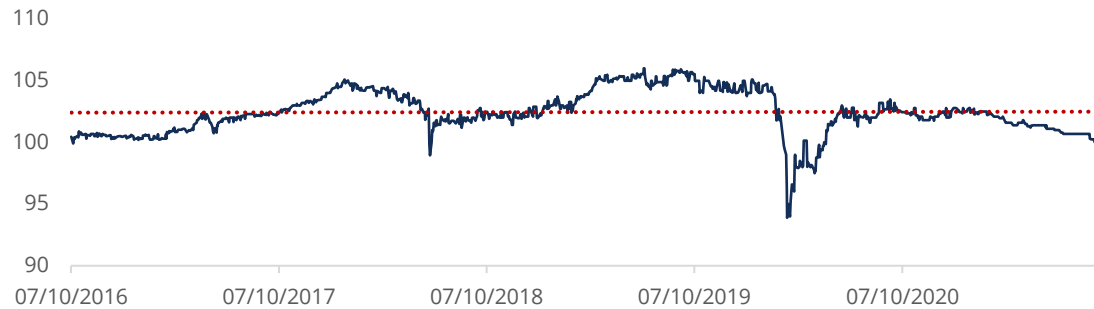
Source: http://www.hcmc.gr/el_GR/web/portal/elib/deltia



Charts

Price Charts

ΧΑΟΥΣΜΟ1



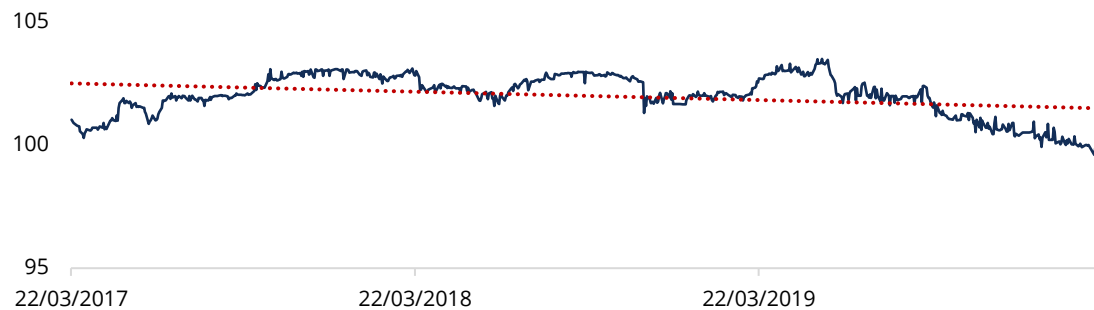
| | |
|--|------------|
| # of bonds (€1) | 40,000,000 |
| Aggregate gross interest distribution/bond | €0.25 |

ΟΠΑΠΟ2



| | |
|--|---------|
| # of bonds (€1,000) | 200,000 |
| Aggregate gross interest distribution/bond | €42.00 |

ΟΠΑΠΟ1



| | |
|--|---------|
| # of bonds (€1,000) | 200,000 |
| Aggregate gross interest distribution/bond | €105.00 |

ΓΕΚΤΕΡΝΑΟ1



| | |
|--|---------|
| # of bonds (€1,000) | 120,000 |
| Aggregate gross interest distribution/bond | €177.75 |

1

Bond Issuance
Overview

2

Comparison

3

Charts

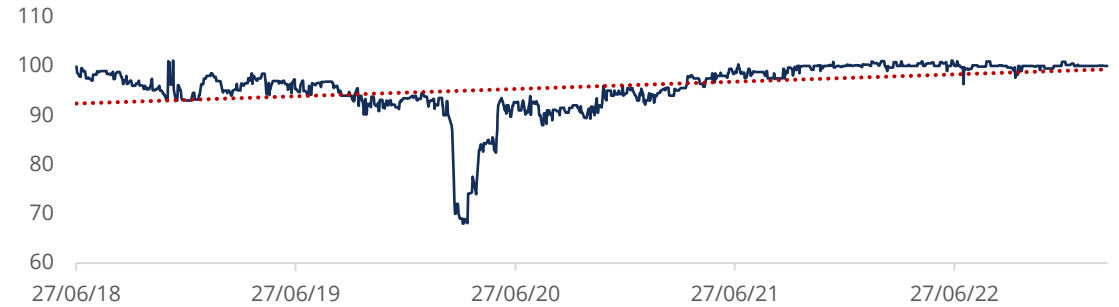
Price Charts

ΓΕΚΤΕΡΝΑΟ2



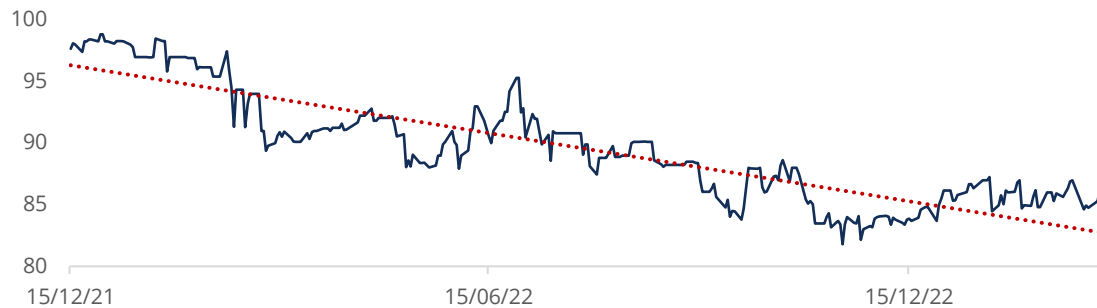
| | |
|--|---------|
| # of bonds (€1,000) | 500,000 |
| Aggregate gross interest distribution/bond | €68.75 |

ΒΚΑΙΦΟ1



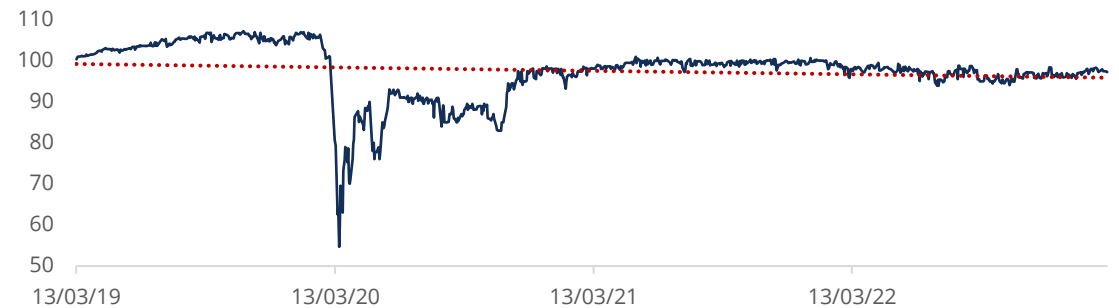
| | |
|--|---------|
| # of bonds (€1,000) | 25,000 |
| Aggregate gross interest distribution/bond | €222.75 |

ΓΕΚΤΕΡΝΑΟ3



| | |
|--|---------|
| # of bonds (€1,000) | 300,000 |
| Aggregate gross interest distribution/bond | €23.00 |

ΑΡΑΙΓΟ1



| | |
|--|---------|
| # of bonds (€1,000) | 200,000 |
| Aggregate gross interest distribution/bond | €126.00 |

1

Bond Issuance
Overview

2

Comparison

3

Charts

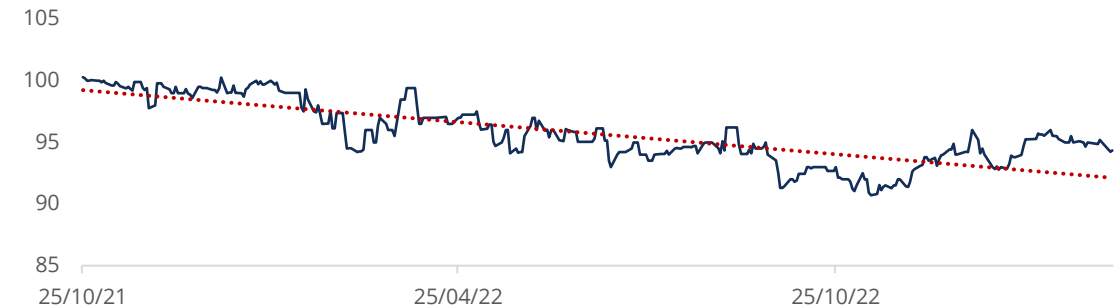
Price Charts

ATTIKAO1



| | |
|--|---------|
| # of bonds (€1,000) | 175,000 |
| Aggregate gross interest distribution/bond | €119.00 |

CPLPB1



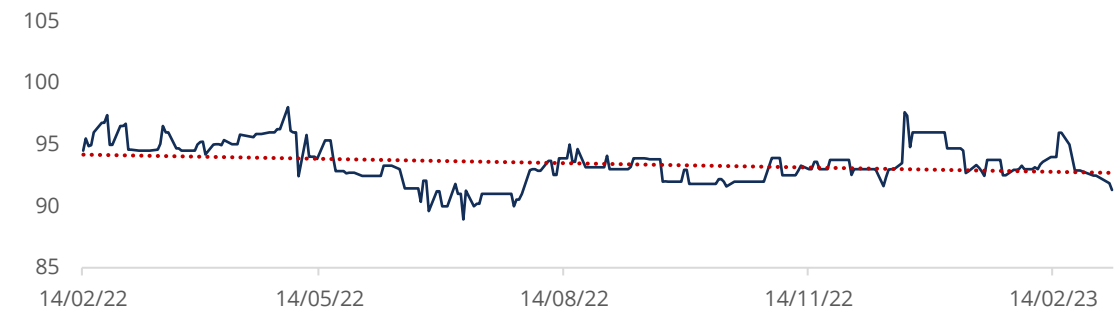
| | |
|--|---------|
| # of bonds (€1,000) | 150,000 |
| Aggregate gross interest distribution/bond | €26.50 |

CMPB1



| | |
|--|---------|
| # of bonds (€1,000) | 100,000 |
| Aggregate gross interest distribution/bond | €40.50 |

SBB1



| | |
|--|---------|
| # of bonds (€1,000) | 100,000 |
| Aggregate gross interest distribution/bond | €29.50 |

1

Bond Issuance
Overview

2

Comparison

3

Charts

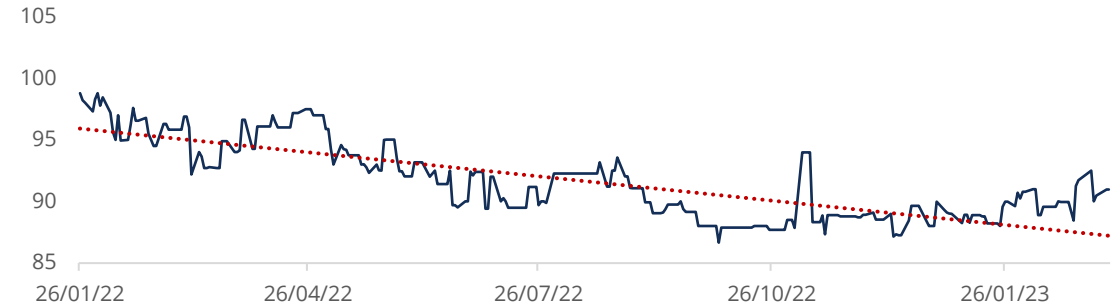
Price Charts

CPLPB2



| | |
|--|---------|
| # of bonds (€1,000) | 100,000 |
| Aggregate gross interest distribution/bond | €22.00 |

ΠΡΕΜΙΑΟ1



| | |
|--|---------|
| # of bonds (€1,000) | 100,000 |
| Aggregate gross interest distribution/bond | €28.00 |

ΛΑΜΔΑΟ1



| | |
|--|---------|
| # of bonds (€1,000) | 320,000 |
| Aggregate gross interest distribution/bond | €85.00 |

ΛΑΜΔΑΟ2



| | |
|--|---------|
| # of bonds (€1,000) | 230,000 |
| Aggregate gross interest distribution/bond | €23.50 |

1

Bond Issuance
Overview

2

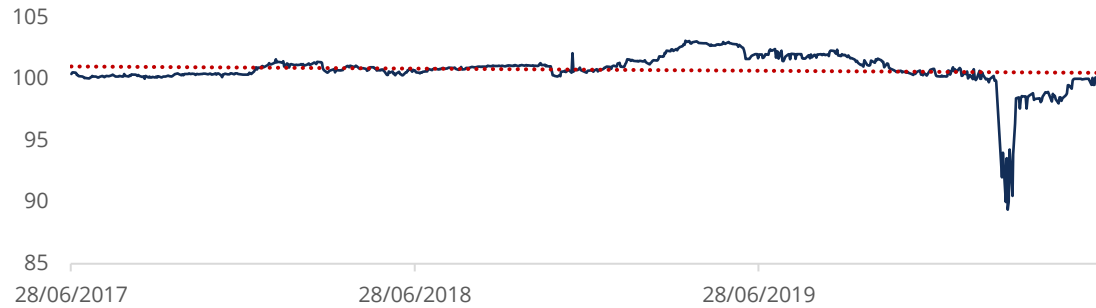
Comparison

3

Charts

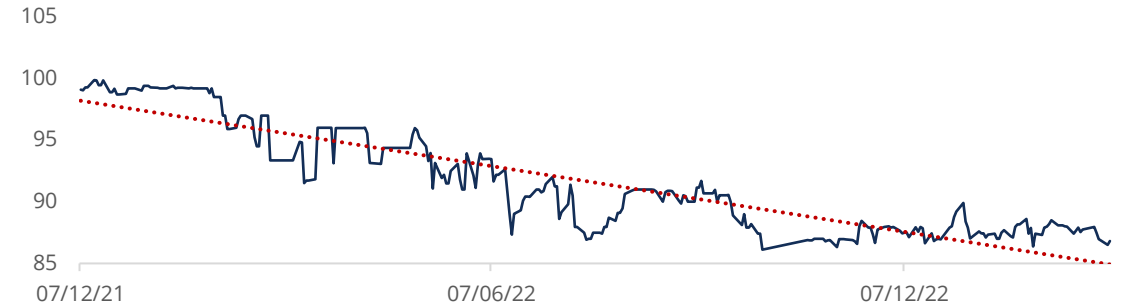
Price Charts

MYTIAO1



| | |
|--|---------|
| # of bonds (€1,000) | 300,000 |
| Aggregate gross interest distribution/bond | €93.00 |

NOBAAO1



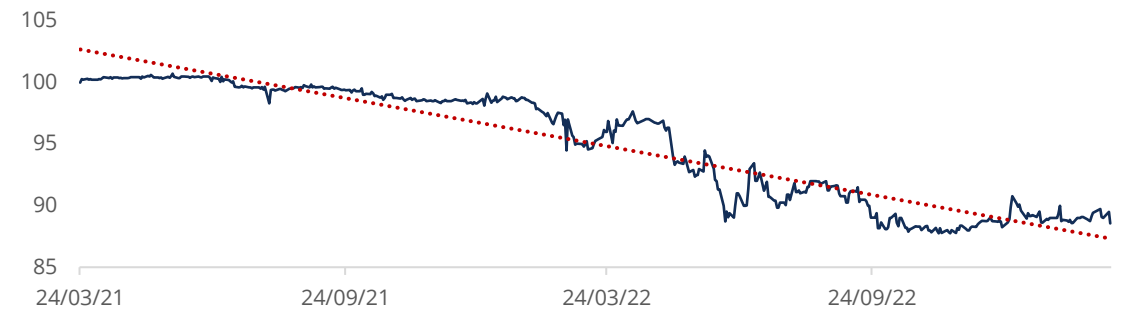
| | |
|--|---------|
| # of bonds (€1,000) | 120,000 |
| Aggregate gross interest distribution/bond | €26.50 |

ΠΡΟΝΤΕΑΟ1



| | |
|--|---------|
| # of bonds (€1,000) | 300,000 |
| Aggregate gross interest distribution/bond | €34.50 |

ΜΟΗΟ1



| | |
|--|---------|
| # of bonds (€1,000) | 200,000 |
| Aggregate gross interest distribution/bond | €28.50 |

1

Bond Issuance
Overview

2

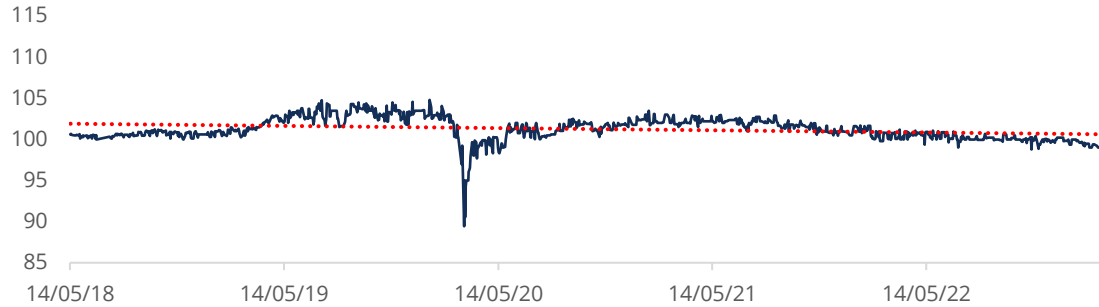
Comparison

3

Charts

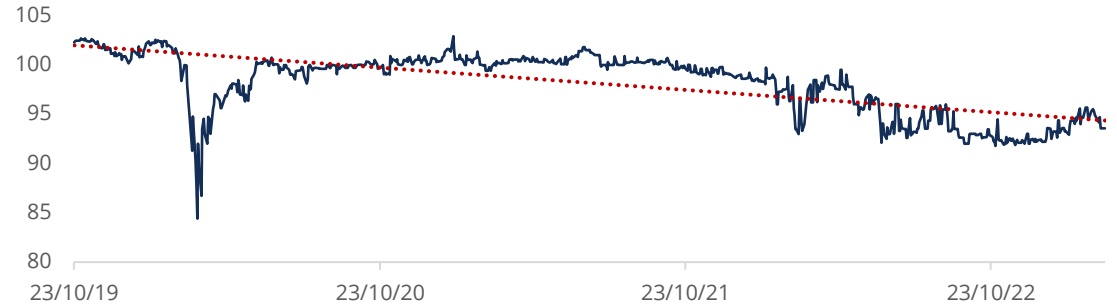
Price Charts

KOPAAO1



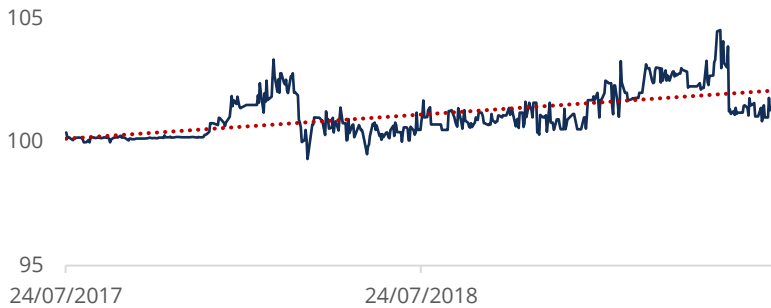
| | |
|--|---------|
| # of bonds (€1,000) | 90,000 |
| Aggregate gross interest distribution/bond | €135.00 |

TENEPTXO2



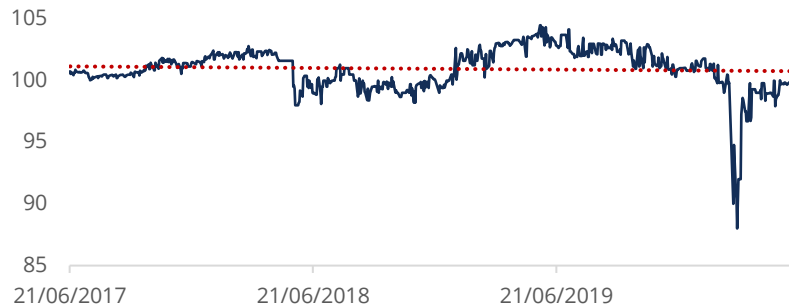
| | |
|--|---------|
| # of bonds (€1,000) | 150,000 |
| Aggregate gross interest distribution/bond | €78.00 |

TENEPTXO1



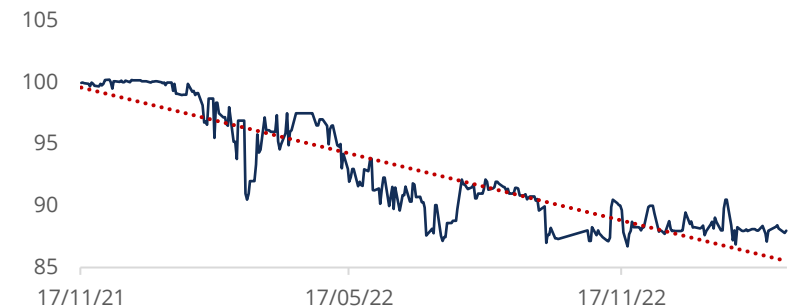
| | |
|--|--------|
| # of bonds (€1,000) | 60,000 |
| Aggregate gross interest distribution/bond | €77.00 |

ΣΑΝΛΟ1



| | |
|--|---------|
| # of bonds (€1,000) | 50,000 |
| Aggregate gross interest distribution/bond | €127.50 |

ΕΛΧΑΟ1



| | |
|--|---------|
| # of bonds (€1,000) | 250,000 |
| Aggregate gross interest distribution/bond | €24.50 |

1

Bond Issuance Overview

2

Comparison

3

Charts

Appendix

Bond Issuances

| ISSUER | ISIN | ASE CODE | ISSUANCE DATE | TENOR | COUPON | AMOUNT (€) |
|-------------------------------|--------------|------------|---------------|-------|--------|------------|
| Diversified Retailers | | | | | | |
| HOUSEMARKET | GRC8081169B2 | ΧΑΟΥΣΜΟ1 | 10.06.2016 | 5 | 5.00% | 40m |
| Casinos & Gambling | | | | | | |
| OPAP SA | GRC4191173B0 | ΟΠΑΠΟ1 | 03.21.2017 | 5 | 3.50% | 200m |
| OPAP SA | GRC419120AD7 | ΟΠΑΠΟ2 | 10.27.2020 | 7 | 2.10% | 200m |
| Construction | | | | | | |
| GEK TERNA HLD ESTATE | GRC1451184D4 | ΓΕΚΤΕΡΝΑΟ1 | 04.04.2018 | 7 | 3.95% | 120m |
| GEK TERNA HLD ESTATE | GRC1451207D3 | ΓΕΚΤΕΡΝΑΟ2 | 07.03.2020 | 7 | 2.75% | 500m |
| GEK TERNA HLD ESTATE | GRC145121CD2 | ΓΕΚΤΕΡΝΑΟ3 | 12.14.2021 | 7 | 2.30% | 300m |
| Apparel Retailers | | | | | | |
| B&F COMM GARMENT | GRC8171186B7 | ΒΚΑΙΦΟ1 | 06.26.2018 | 5 | 4.95% | 25m |
| Airlines | | | | | | |
| AEGEAN AIRLINES | GRC4951193D4 | ΑΡΑΙΓΟ1 | 03.12.2019 | 7 | 3.60% | 200m |
| Travel & Tourism | | | | | | |
| ATTICA HOLDINGS SA | GRC1441197B3 | ΑΤΤΙΚΑΟ1 | 07.26.2019 | 5 | 3.40% | 175m |
| Shipping | | | | | | |
| COSTAMARE PARTICIPATIONS | GRC5211214B5 | CMPB1 | 05.25.2021 | 5 | 2.70% | 100m |
| CPLP SHIPPING HOLDINGS | GRC823121AB9 | CLPB1 | 10.22.2021 | 5 | 2.65% | 150m |
| SAFE BULKERS PARTICIPATIONS | GRC8261222B1 | SSB1 | 02.11.2022 | 5 | 2.95% | 100m |
| CPLP SHIPPING HOLDINGS | GRC8231227D3 | CLPB2 | 07.26.2022 | 7 | 4.40% | 100m |

Bond Issuances

| ISSUER | ISIN | ASE CODE | ISSUANCE DATE | TENOR | COUPON | AMOUNT (€) |
|--|--------------|-----------|---------------|-------|--------|------------|
| Real Estate Holding and Development | | | | | | |
| LAMDA DEVELOPMENT | GRC2451207D1 | ΛΑΜΔΑΟ1 | 07.21.2020 | 7 | 3.40% | 320m |
| PREMIA SA | GRC4971221B3 | ΠΡΕΜΙΑΟ1 | 01.25.2022 | 5 | 2.80% | 100m |
| LAMDA DEVELOPMENT | GRC2451227D9 | ΛΑΜΔΑΟ2 | 07.12.2022 | 7 | 4.70% | 230m |
| Diversified Industrials | | | | | | |
| MYTILINEOS SA | GRC3931176B0 | ΜΥΤΙΛΟ1 | 06.27.2017 | 5 | 3.10% | 300m |
| Diversified REITs | | | | | | |
| PRODEA REAL ESTATE | GRC5091217D9 | ΠΡΟΝΤΕΑΟ1 | 07.20.2021 | 7 | 2.30% | 300m |
| NOVAL PROPERTY | GRC824121CD0 | ΝΟΒΑΛΟ1 | 12.06.2021 | 7 | 2.65% | 120m |
| Oil Refining and Marketing | | | | | | |
| MOTOR OIL (HELLAS) SA | GRC4261213D5 | ΜΟΗΟ1 | 03.23.2021 | 7 | 1.90% | 200m |
| CORAL A.E. OIL CHEMICAL | GRC8161185B1 | ΚΟΡΑΛΟ1 | 05.11.2018 | 5 | 3.00% | 90m |
| Alternative Electricity | | | | | | |
| TERNA ENERGY FINANCE | GRC8131177B5 | ΤΕΝΕΡΓΧΟ1 | 07.21.2017 | 5 | 3.85% | 60m |
| TERNA ENERGY FINANCE | GRC813119AD1 | ΤΕΝΕΡΓΧΟ2 | 10.22.2019 | 7 | 2.60% | 150m |
| SUNLIGHT SYSTEMS | GRC8121176B9 | ΣΑΝΛΟ1 | 06.20.2017 | 5 | 4.25% | 50m |
| Metal Fabricating | | | | | | |
| ELVALHALCOR HELLENIC | GRC281121BD8 | ΕΛΧΑΟ1 | 11.16.2021 | 7 | 2.45% | 250m |

Euroxx_IB



Aristotelis Ninios, CIIA
Vice Chairman
Tel: +30 2106879507
aninios@euroxx.gr



Ioannis Psilopoulos
Investment Banking Analyst
Tel: +30 2106879452
ipsilopoulos@euroxx.gr



Anastasia Mantzari
Junior Investment Banking Analyst
Tel: +30 2106879460
amantzari@euroxx.gr



©EUROXX 2023